

AN OVERVIEW OF ROAD CRASHES IN WHITEHORSE

Key Points for 2013

In 2013, WHITEHORSE was ranked 48th out of 79 municipalities in terms of the number of people killed in road crashes and 16th in terms of the number of people seriously injured in road crashes.

In 2013, the following types of road users were killed in WHITEHORSE giving a total of 2 persons.

Pedestrians	2	100%
-------------	---	------

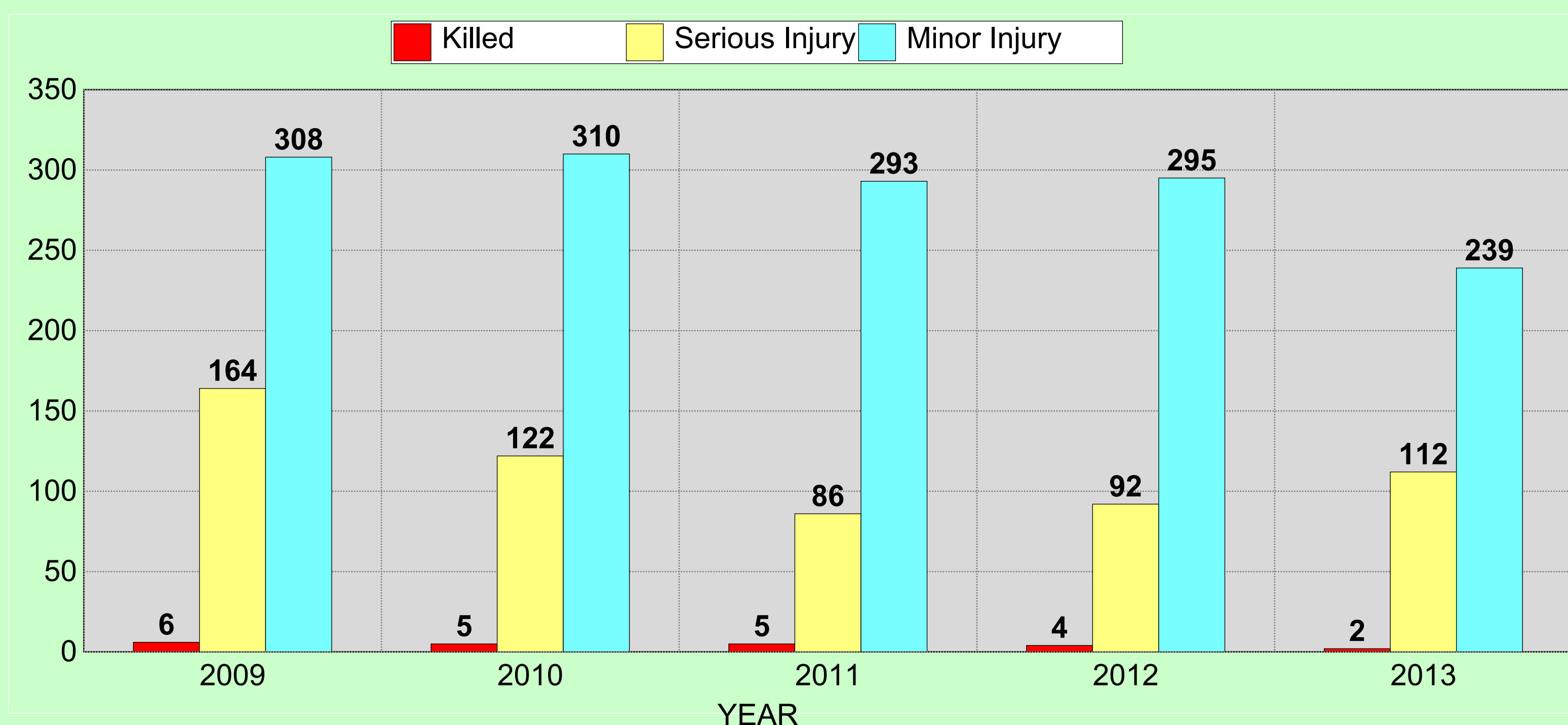
In 2013, the following types of road users were seriously injured in WHITEHORSE giving a total of 112 persons.

Bicyclists	5	4%
Drivers	51	46%
Motorcyclists	13	12%
Passengers	19	17%
Pedestrians	24	21%

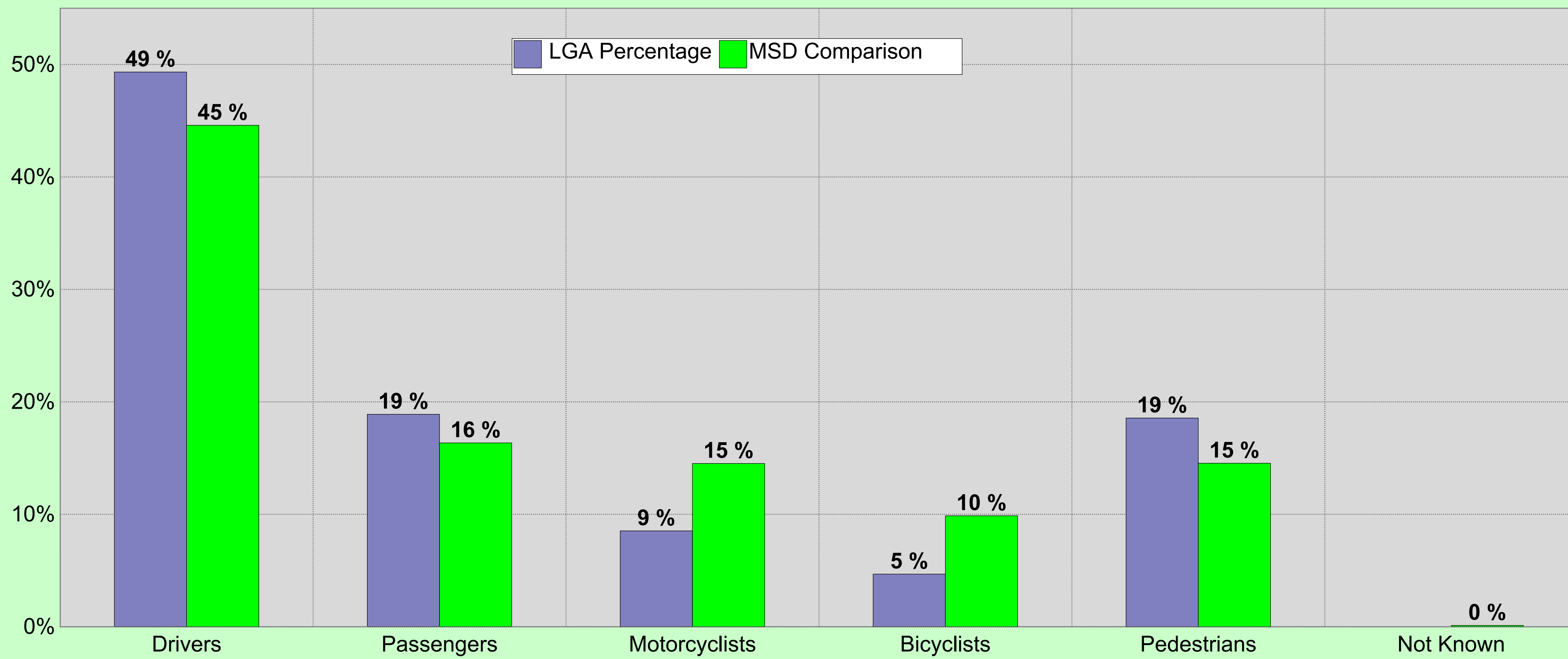
Summary for 5 year period - 2009 to 2013

Between 2009 and 2013, there were 1572 crashes where at least one person was killed or injured in WHITEHORSE. In the 1572 crashes, 22 persons were killed, 576 persons were seriously injured and 1445 persons sustained minor injuries.

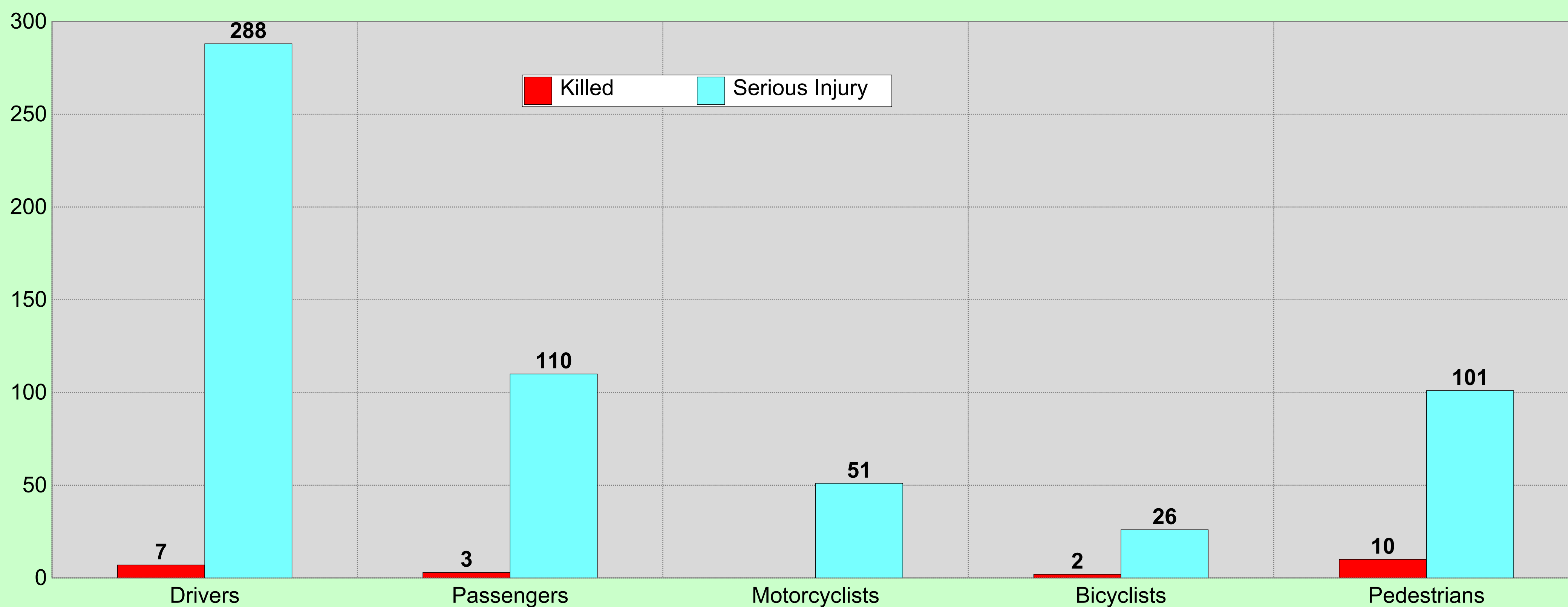
WHITEHORSE - Road users killed and injured by year.



Which Road Users are killed or seriously injured in crashes in WHITEHORSE 2009 to 2013?



Road Deaths and Serious Injuries by Road User Group for WHITEHORSE 2009 to 2013



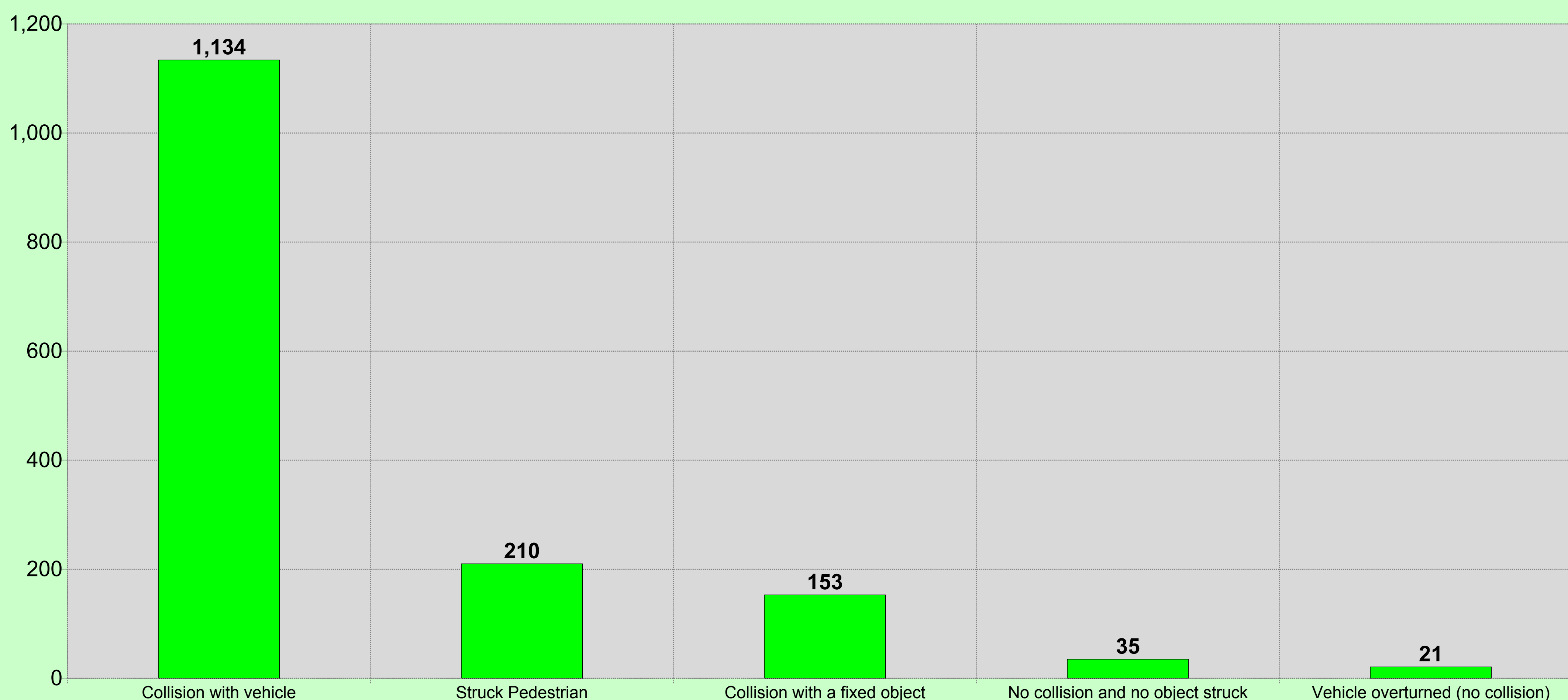
Which age groups are involved in crashes in WHITEHORSE ?

Between 2009 and 2013, road users in the 60+ year old age group recorded the highest proportion of deaths in WHITEHORSE.

In the same 5 year period 60+ year olds recorded the highest proportion of serious injuries in WHITEHORSE.

What types of crashes occur in WHITEHORSE ?

Between 2009 and 2013, the 5 most common crashes in WHITEHORSE were:



Information provided by VicRoads Information Access from the Road Crash Information System - June 2014.
The statistics are subject to change as additional accident data is processed.

Note 1: LGA = Local Government Area

Note 2: ROV = Rest of Victoria

Note 3: More than one person can be injured or killed in each crash.

Note 4: Motorcyclists include pillion passengers.

Note 5: Since the introduction of a new data collection process and system by the Police in December 2005, a discontinuity and variability in the non-fatal data series has occurred.

With this new data collection process, the serious injury definition is dependent on the ability to determine whether a person has been admitted to hospital.

Significant improvement in processes have been made and this is reflected in the serious injury number reduction and the increase in minor injuries over the last couple of years.